

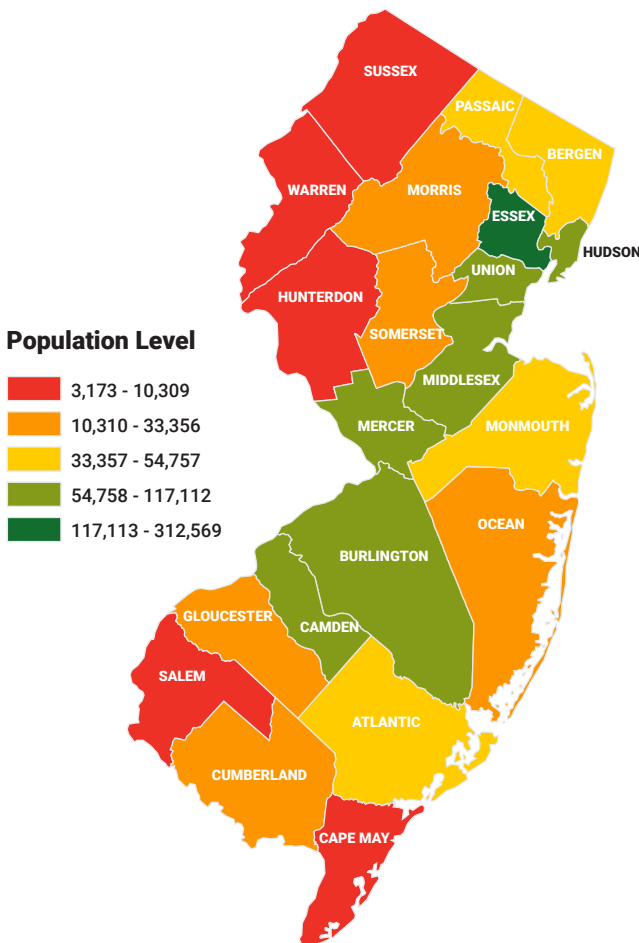
Labor Market Spotlight

Celebrating Black History Month: A Profile of New Jersey's Black or African American Residents¹

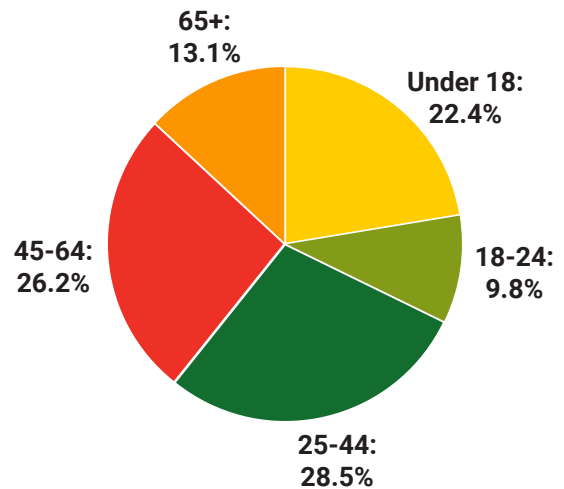
Issue No. 3, Volume 1: February 2023

There are 1.2 million Black residents living in New Jersey, accounting for 13% of all residents. Essex County has the most residents (312,600 or 26.2% of the 1.2 million).

Black Population by County



Black Residents by Age



- 1.2M** Total residents
Male: 48% Female: 52%
- 13.0%** Share of registered voters (2020 election)
- 15.4%** Share of total veterans
- 18.7%** Percent who are foreign-born

¹The US Census Bureau uses 'Black or African American.' For the sake of brevity, this infographic uses 'Black.'



Office of Research and Information

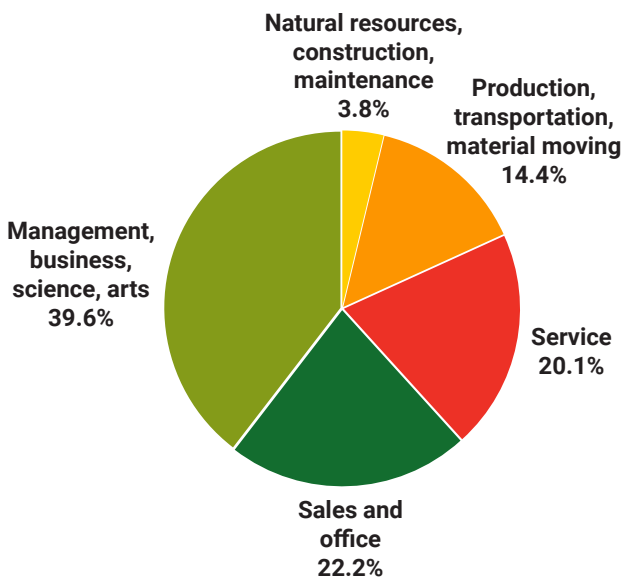
[NJ.GOV/LABOR/DATA](https://nj.gov/labor/data)

More Black employees work in management, business, science, and arts occupations than in other occupational groups. This category includes financial managers, chemists, and computer systems analysts.

Source: American Community Survey

Throughout 2022, the New Jersey Department of Labor and Workforce Development's (NJDOLE) One-Stop Career Centers provided services including job search workshops, career counseling, and resume writing to approximately 37,000 Black career seekers.

Black Workers by Occupational Group



Educational Attainment: 25 Years and Older

Degree	Black Residents	All Residents
Less than High School	11.2%	9.4%
High School or Equivalent	33.6%	26.5%
Some College	21.9%	15.9%
Associates Degree	7.4%	6.7%
Bachelor's Degree	16.2%	25.0%
Masters Degree	7.6%	12.0%
Doctorate/Professional	2.1%	4.5%

1 in 4 (25.9%) Black residents over the age of 25 attained a Bachelor's degree or higher, compared to 41.5% of all residents.

9.5% Share of Black-owned businesses; the vast majority are small businesses

15.3% Share of labor force, ages 16 and older

37K Received services from NJDOLE's One-Stop Career Centers in 2022

For information about available career services, please visit careerservices.nj.gov.

Technical Note: The data in this report is from the US Census Bureau's American Community Survey (ACS), Current Population Survey (CPS), and Annual Survey of Business Owners.

The New Jersey Department of Labor and Workforce Development's (NJDOLE) Office of Research and Information is the singular solution for labor market data needs, combining the power of data and marketing materials to deliver evidence-based research. Our team of local and industry specialists provide technical assistance and information that highlights key New Jersey economic status, such as employment, wages, occupation, workplace safety, and labor force.

This workforce product was funded by a grant awarded by the U.S. Department of Labor's Employment and Training Administration. The product was created by the grantee and does not necessarily reflect the official position of the U.S. Department of Labor. The Department of Labor makes no guarantees, warranties, or assurances of any kind, express or implied, with respect to such information, including any information on linked sites and including, but not limited to, accuracy of the information or its completeness, timeliness, usefulness, adequacy, continued availability, or ownership. This product is copyrighted by the institution that created it. Internal use by an organization and/or personal use by an individual for non-commercial purposes is permissible. All other uses require the prior authorization of the copyright owner.